

EMERGENCY NUTRITION INTERVENTION FOR CHILDREN UNDER FIVE, ADOLESCENTS, PREGNANT & LACTATING WOMEN (ENICAPLW)

November 2019

A total of 23,358 under five children and 6937 over five children were screened for malnutrition in the camps. Among them, 315 under five children were identified with severe acute malnutrition (SAM) by MUAC and from them 132 under five children were referred to Outpatient Therapeutic Programme (OTP) sites for full screening. A total of 251 under five children and 64 over five children were admitted for essential therapeutic feeding in this month. 1049 children were identified with Moderate Acute Malnutrition (MAM), subsequently 334 children were referred to Targeted Supplementary Feeding Programme (TSFP). The cure rate was 85 percent and defaulter rate was 1 percent, which is aligned with the International Humanitarian Sphere Standards.

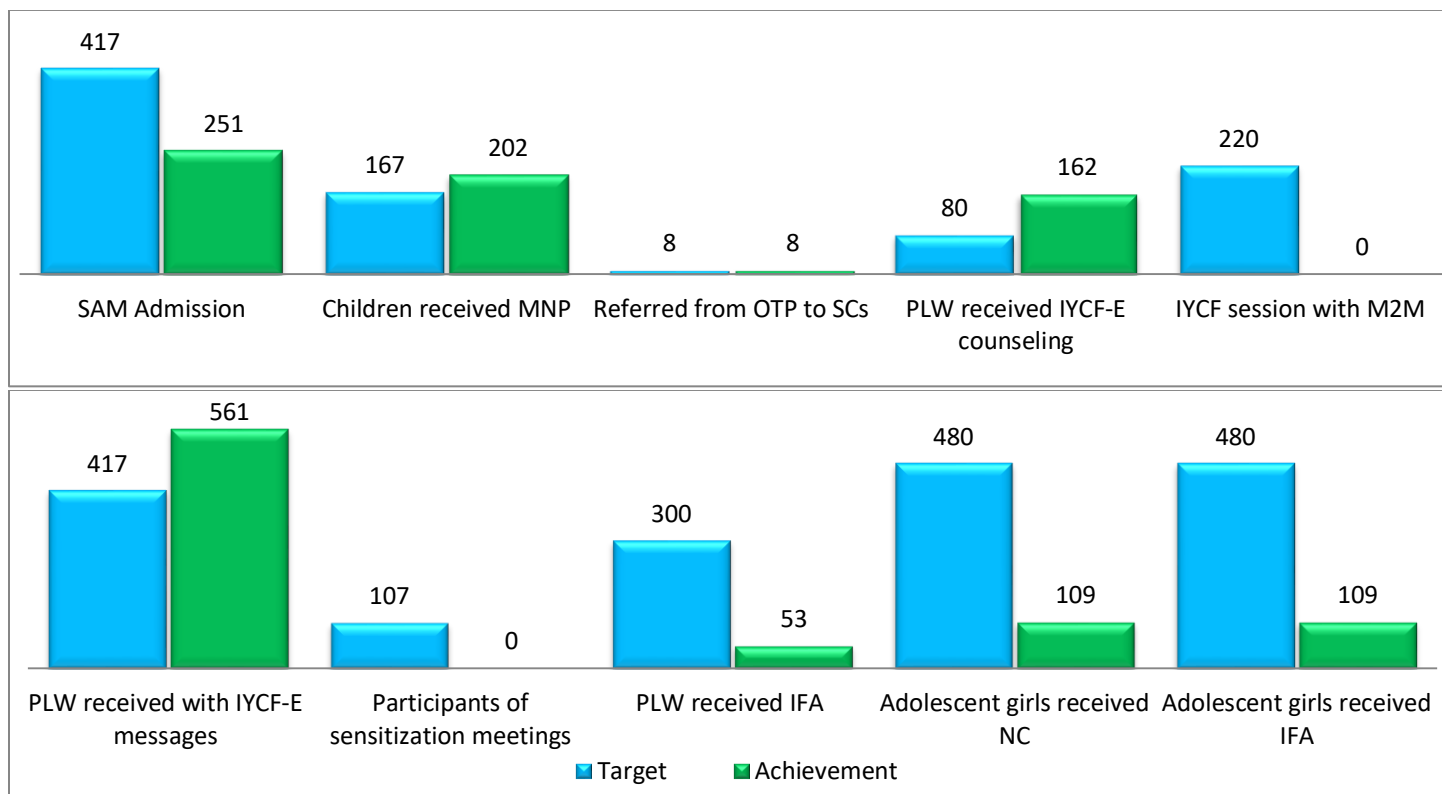
Name		Target	BFSC 1 C 22	BFSC 2 C 22	BFSC C 3	BFSC C 6	BFSC C 8W	BFSC C 2E	Total
Adolescent Mother Session	Quantity	6	0	0	0	0	0	0	0*
	Participants	60	0	0	0	0	0	0	0*
IYCF-E Counseling		220	12	4	13	18	1	18	66
Mother to Mother support group session	Quantity	6	0	0	0	0	0	0	0*
	Participants	60	0	0	0	0	0	0	0*

Trend analysis of last five months programmatic activities

Indicators	Jan	Feb	Mar	Apr	May	June	July	Aug	Sep	Oct	Nov
# of children (6 – 59 months) screened monthly for malnutrition	31431	23341	17506	26874	28132	22376	26259	22236	23817	23428	23358
# of children (6 – 59 months) re-screened monthly for malnutrition	0	775	0	704	2581	659	3338	654	465	1586	1120
# of children over 5 screened monthly for malnutrition	0	0	0	0	1413	5608	6937	6232	8844	7541	6937
# of children under 5 (boys & Girls aged 0 – 59 months) with SAM newly admitted for treatment	394	293	298	484	532	571	513	414	438	404	251
# of children over 5 with SAM newly admitted for treatment	0	0	0	0	91	178	94	73	82	160	64
# of children over 5 with SAM Children Cured	0	0	0	0	0	48	41	98	100	65	93
# of 6-23 month children reached with MNP supplementation	275	170	241	129	155	114	107	81	144	412	202
# of children aged 0-59 months identified with SAM with complication referred from OTP to SCs	4	8	1	11	4	2	0	4	5	6	8
# of new PLWs reached with counseling on IYCF-E practices	591	373	329	477	429	439	517	354	244	217	162
# of PLW reached with IYCF-E messages in OTP	321	365	425	767	1171	913	737	693	900	882	561

# of Mother to Mother support group (MtMSG) formed (10 members)	0	4	1	2	0	0	0	0	0	0	0
# of Mother to Mother support group session	0	4	6	4	6	8	8	8	8	8	0
# of mother received message on IYCF-E through awareness session with MtMSG	0	44	66	44	66	88	88	88	88	88	0
# of adolescent mother counseled on child and maternal nutrition	160	80	60	80	60	40	40	40	40	40	0
# of adolescent mother Session	16	8	6	8	6	4	4	4	4	4	0
# of community sensitization meeting organized with community leader (Majhi, Imam).	6	1	0	4	4	4	3	0	5	3	0
# of participants reached through sensitization meetings	215	31	0	125	148	116	102	0	134	114	0
# of PLWs reached with IFA supplementation.	628	53	84	267	168	197	141	49	258	615	53
# of adolescents girls received nutrition counseling	531	255	5	755	360	615	401	56	641	1031	109
# of adolescent girls aged 10-19 years who received IFA supplementation.	509	255	5	755	360	615	401	56	641	1031	109

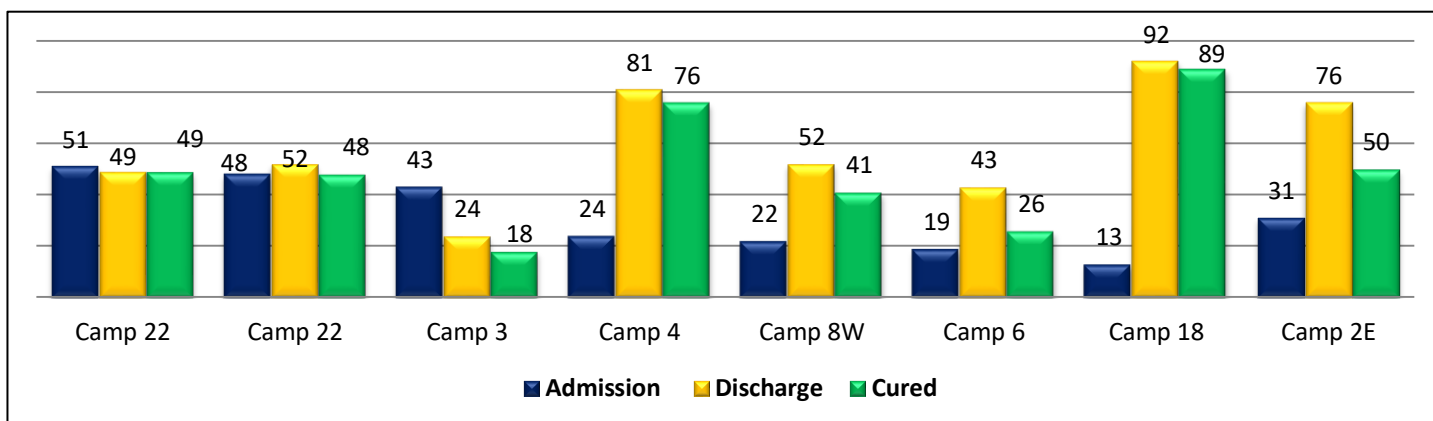
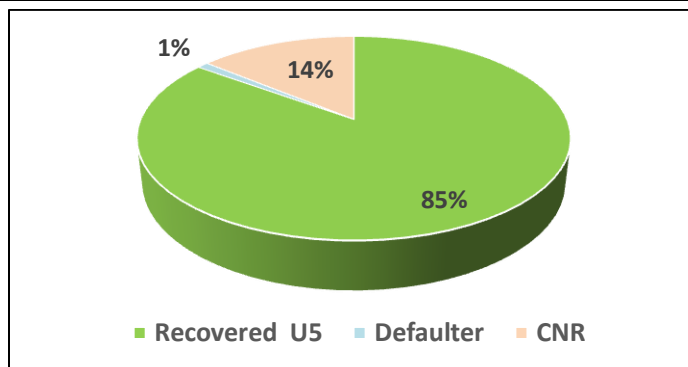
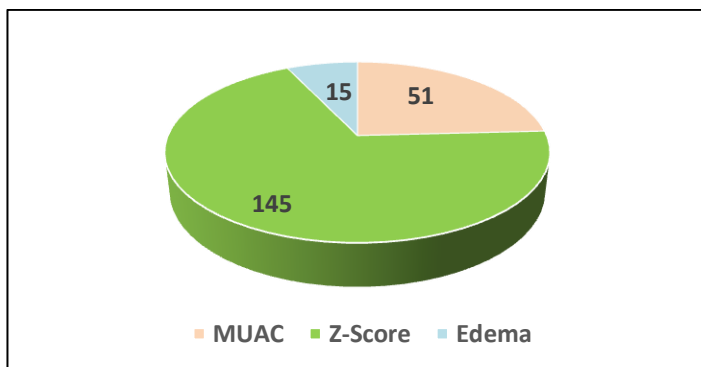
Target VS Achievement in up to month of November:



Performance Indicator

Recovered U5	>75%	85%
Recovered O5	-	-
Death	<5%	0%
Defaulter	<15%	1%
Relapse	<2%	3.18%
Non Recovered / criteria not reached (CNR)	<10%	14%

Discharge U5	469
Discharge O5	102
Sum of LoS (Days)	20869
Average LoS (Days)	52.6
Sum of weight gains	1449.33
Average weight gain (g/kg/day)	3.7



	C 22 (1)	C 22 (2)	C 3	C 4	C 8W	C 6	C 18	C 6
Absent	0	5	16	13	10	11	1	7
Static weight	0	0	11	5	5	85	1	49
Weight lose	28	7	40	17	31	38	11	0
Defaulter	0	1	0	1	0	3	3	1

Prepared by
Sumaiya Hossain
Documentation Officer
SARPV, ENI for CAPLAW Project
Email- sumaiya.sarpv@gmail.com
Mobile- +8801673810140

Emergency Nutrition Intervention for Children under Five, Adolescents, Pregnant & Lactating Women (ENICAPLW)
Social Assistance & Rehabilitation for the Physically Vulnerable (SARPV)
Project Office – SARPV Disability Complex, Jadimora, Ukhiya, Cox's Bazar.