

EMERGENCY NUTRITION INTERVENTION FOR CHILDREN UNDER FIVE, ADOLESCENTS, PREGNANT & LACTATING WOMEN (ENICAPLW)

APRIL - 2019

Introduction

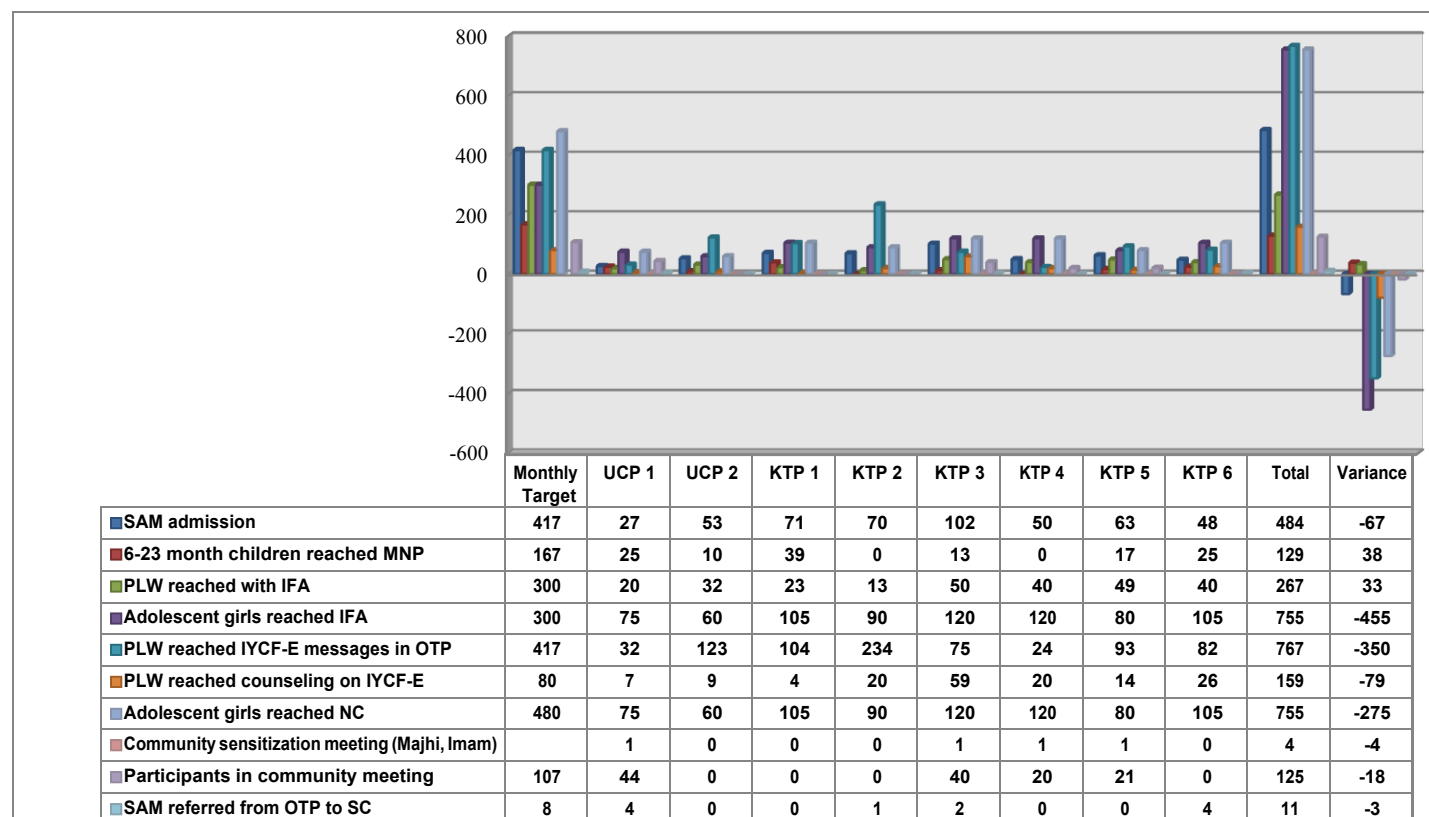
After beginning of Rohingya crisis on August 2017, in Bangladesh around 723,000 Rohingya's took shelter and started to live here which has been created the world's largest Refugee Camp in Cox's Bazar. In September of 2017 SARPV started implementing this programme to eradicate widespread malnutrition of 6-59 months children according to the first framework of international protocol and association with UNICEF and their guidance through structured OTPs. SARPV started the second phase of the project from November 2018 which is being conducted by 8 Out-patient Therapeutic Feeding Centers (OTPs) and giving treatment over 5000 children under 5 years with SAM and providing IYCF counseling and messaging through 6 Breast Feeding Support Center (BFSCs) to more than 20,000 pregnant and lactating women (PLW).

Program Achievements

April is the fourth month of the year in calendar. In April, Bangladesh has a subtropical monsoon climate considered by extensive seasonal variations in rainfall. In the last week of April, climacteric cyclonic storm called Fani strengthened over west-central and contiguous south-west and south-east Bay of Bengal, bringing with it high winds and heavy rainfall to India & some places of Bangladesh. For the reason, a number of awareness activities were taken in coastal area and rest of the country. SARPV is going to continue awareness activities and smooth delivery of sufficient supply items in OTPs of more seasonal weather events in the coming months. In April 2019, SARPV screened a total of **26874** under five children and admitted 484 children for treatment at 8 Outpatient Therapeutic Programme (OTP) centers. In April, the overall recovery rate from OTPs was **96% and the defaulter rate was 2%**. To prevent children from Severe Acute Malnutrition, 477 pregnant and lactating women were given counseling on infant and young child feeding in emergencies (IYCF-E). Recent evaluations revealed a slow but coherent decrease in malnutrition. SARPV supports these efforts through sensitization meetings, adolescent mother & adolescent girl session which reached 125 community leaders, 80 mothers and 755 adolescents in April.

Indicators	Monthly Target	UCP 1	UCP 2	KTP 1	KTP 2	KTP 3	KTP 4	KTP 5	KTP 6	Total	Variance
Number of U5 children screened at community level	24760	2299	2598	4851	3273	3984	3753	2180	3936	26874	-2114
Number of children admitted for SAM treatment	417	27	53	71	70	102	50	63	48	484	-67
Number of 6-23 month children reached with Micronutrient Powder (MNP) supplementation	167	25	10	39	0	13	0	17	25	129	38
Number of PLW reached with IFA	300	20	32	23	13	50	40	49	40	267	33
Number of adolescent girls reached with IFA	300	75	60	105	90	120	120	80	105	755	-455
Number of Pregnant Lactating Women (PLW) reached with IYCF-E messages in OTP	417	32	123	104	234	75	24	93	82	767	-350
Number of Pregnant and Lactating Women (PLW) reached with counseling on Infant Young Child Feeding in emergency (IYCF-E) practices	80	7	9	4	20	59	20	14	26	159	-79
Number of adolescent girls reached with Nutrition counseling session	480	75	60	105	90	120	120	80	105	755	-275
Number of community sensitization meeting organized with community leader (Majhi, Imam)		1	0	0	0	1	1	1	0	4	-4

Number of participants reached through sensitization meetings	107	44	0	0	0	40	20	21	0	125	-18
Number of Boys and Girls aged 0-59 months identified with SAM with complication referred from OTP to Stabilization Centers (SCs)	8	4	0	0	1	2	0	0	4	11	-3



Name		Target	BFSC 1 C 22	BFSC 2 C 22	BFSC 3 C 3	BFSC 4 C 6	BFSC 5 C 8W	BFSC 6 C 2E	Total
Adolescent Mother Session	Quantity	6	2	2	1	1	1	1	8
	Participants	60	20	20	10	10	10	10	80
IYCF-E Counseling		220	60	47	61	34	67	49	318
Mother to Mother support group session	Quantity	6	0	0	1	1	1	1	4
	Participants	60	0	0	11	11	11	11	44

Trend analysis of last four months programmatic activities

Indicators	January	February	March	April
Number of children under 5 (boys & Girls aged 6 – 59 months) screened monthly for malnutrition by MUAC measurement and edema check	31431	23341	17506	26874
Number of children under 5 (boys & Girls aged 0 – 59 months) with SAM newly admitted for treatment	394	293	298	484
Number of 6-23 month children reached with Micronutrient Powder (MNP) supplementation	275	170	241	129
Number of Boys and Girls aged 0-59 months identified with SAM with complication referred from OTP to Stabilization Centers (SCs)	4	8	1	11
Number of new Pregnant and Lactating Women (PLW) reached with counseling on Infant Young Child Feeding in emergency (IYCF-E) practices	591	373	342	477
Number of Pregnant Lactating Women (PLW) reached with IYCF-E messages	321	365	425	767

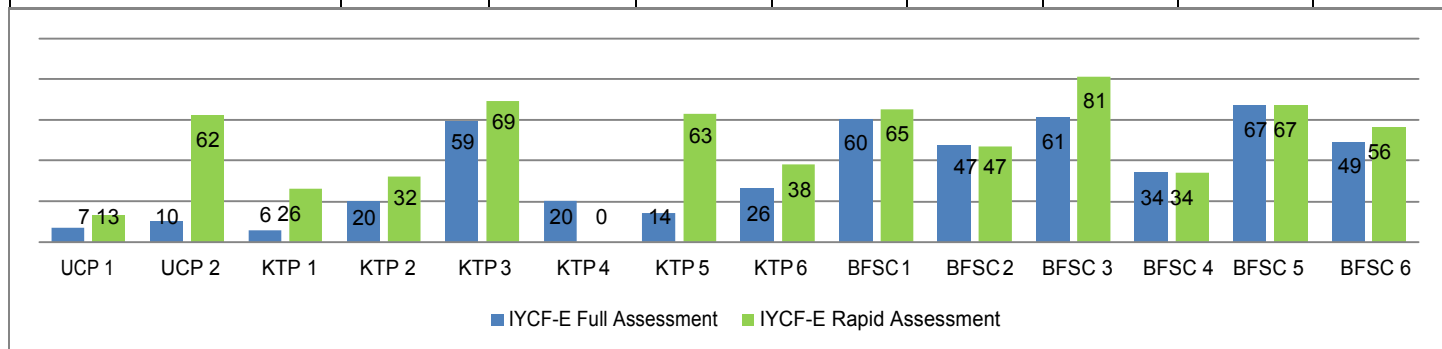
in OTP				
Number of community support group (mother to mother support group) formed. (10 members)	0	4	1	6
Number of Mother to Mother support group session	0	4	6	4
Number of mother received message on IYCF through awareness session with mother support group	0	44	66	44
Number of adolescent mother counseled on child and maternal nutrition	160	80	60	80
Number of community sensitization meeting organized with community leader (Majhi, Imam).	6	1	0	4
Number of participants reached through sensitization meetings	215	31	0	125
Number of Pregnant and Lactating Women (PLW) reached with IFA supplementation.	628	53	84	267
Number of adolescents girls received nutrition counseling	531	255	5	755
Number of adolescent girls aged 10-19 years who received IFA supplementation.	509	255	5	755
Number of adolescent mother Session	16	8	6	8

Performance Indicator

Indicators	Standard	April 2019
Recovered	>75%	96%
Death	<5%	0%
Defaulter	<15%	2%
Relapse	<2%	3.72%
Non Recovered /CNR	<10%	2%

Total Discharge	372
Recovered	358
Sum of LoS (Days)	9684
Average LoS (Days)	27.1
Sum of weight gains	1275.08
Average weight gain (g/kg/day)	3.6

Home Visit	UCP 1	UCP 2	KTP 1	KTP 2	KTP 3	KTP 4	KTP 5	KTP 6
Absent	1	0	10	4	0	1	1	0
Static weight	0	0	5	4	0	0	0	10
Weight lose	11	7	0	19	7	12	6	12
General Home Visit	28	21	0	23	102	21	0	28
Defaulter	0	0	0	0	0	0	0	4



Different meetings and Visits

Date	Visit/Meeting	Place	Purpose/Remarks
06.04.2019	CIC Visit	Camp 2E, OTP-6 in Kutupalong	Activities & performance analysis
08.04.2019	CIC Visit & Stakeholder meeting	Camp 22, OTP-2 in Unchirang	Activities & performance analysis
09.01.2019	Monthly Staff meeting	Ukhiya office	Staff coordination, discussion & planning
18.04.2019	CIC Visit	Camp 6, OTP-4 in Kutupalong	Activities & performance analysis
25.04.2019	CIC Visit	Camp 4, OTP-2 in Kutupalong	Activities & performance analysis
29.04.2019	UNICEF/USAID Team visit	Camp 3, OTP-1 in Kutupalong	Activities & performance observation

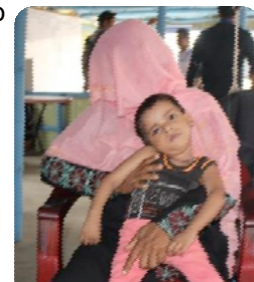
Story of Mohammad Anaz (A child with disability and identified as SAM)

Mohammad Anaz was a special child as he was disabled both physically and mentally. He was the youngest of 7 children of his parents. His father Jamal Hossain was unable to do anything because of his severe back pain. When Anaz was 8-9 months old, his mother Anwara Begum noticed that he could not sit and talk. Then she went to doctor for his treatment when they were at Myanmar. But unfortunately, he didn't receive proper treatment there. After the influx, when his family took shelter in Bangladesh, he was brought to the stabilization center for treatment. As stabilization center do not treat a disable child for his disability, he didn't received any treatment from there. After a while, his mother brought him to the SARPV OTP center at Camp 3 when he was aged 48 months. There his MUAC was found 11.1 and WHZ –score was less than -3SD. His weight was 6.5kg. He was identified and admitted as a SAM child and treated there for 13 weeks. Suddenly his maternal Aunt died and his mother stopped taking Anaz to OTP. OTP volunteers went for home visit several times but they were not at their home. After 2



Before Treatment

months, Anaz and his family were found at their home and referred to OTP again. He was readmitted in SARPV OTP on 13th January 2019. During readmission his MUAC was found 12.5, WHZ-score was less than -3SD and weight was 7.3 kg. He was admitted as SAM child by WHZ-score. He was treated with special care. After seven weeks of treatment, his weight became 8.1 Kg and WHZ-score was less than -2SD. Then, he was referred to TSFP/BSFP center as a MAM patient but SARPV kept him under close observation as he is a disable child and needs special care.



After Treatment

During readmission his MUAC was found 12.5, WHZ-score was less than -3SD and weight was 7.3 kg. He was admitted as SAM child by WHZ-score. He was treated with special care. After seven weeks of treatment, his weight became 8.1 Kg and WHZ-score was less than -2SD. Then, he was referred to TSFP/BSFP center as a MAM patient but SARPV kept him under close observation as he is a disable child and needs special care.

Few pictures of the programmatic activities



CIC Visit at KTP 2



Monthly staff coordination meeting



CIC visit at UCP 2



Stakeholder Meeting at UCP 2

Prepared by
Sumaiya Hossain
Documentation Officer
SARPV, ENI for CAPLAW Project

Emergency Nutrition Intervention for Children under Five, Adolescents, Pregnant & Lactating Women (ENICAPLW)
Social Assistance & Rehabilitation for the Physically Vulnerable (SARPV)
Project Office – SARPV Disability Complex, Jadimora, Ukhiya, Cox's Bazar.