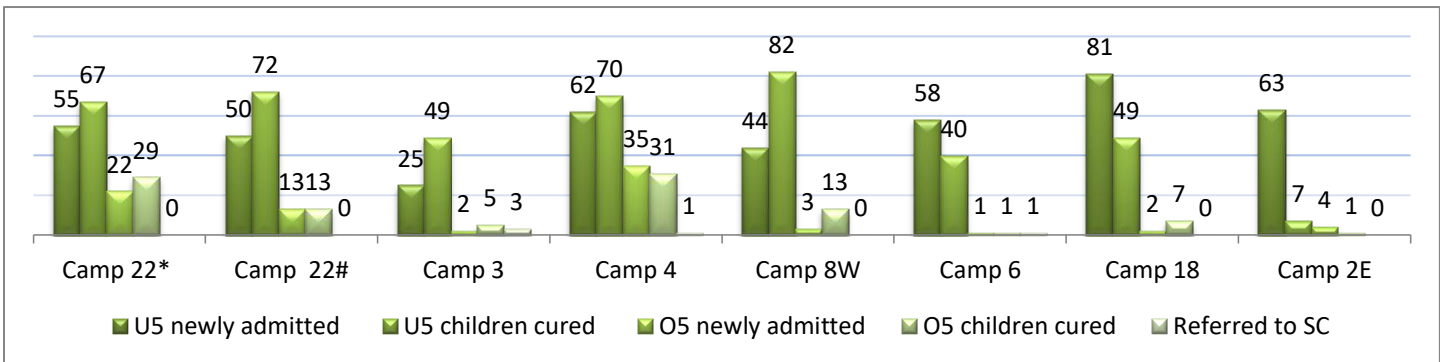
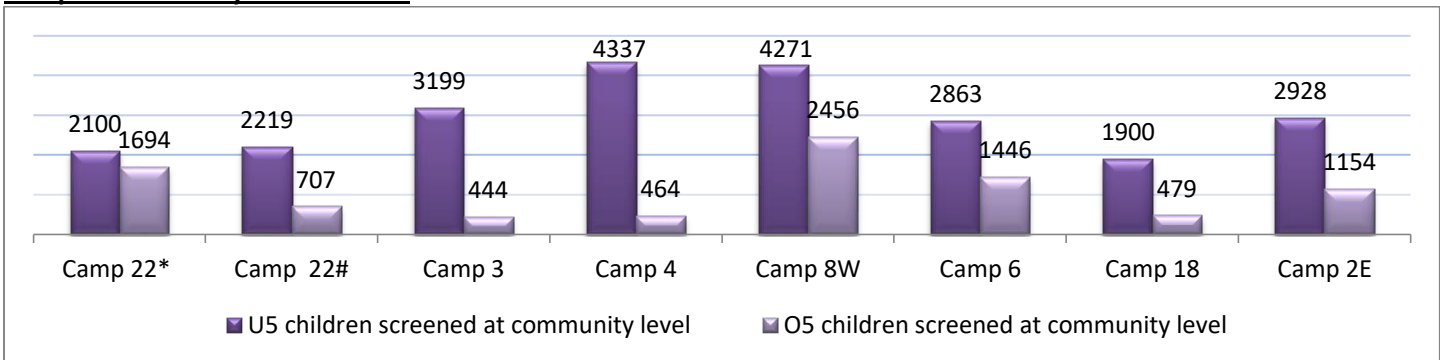


EMERGENCY NUTRITION INTERVENTION FOR CHILDREN UNDER FIVE, ADOLESCENTS, PREGNANT & LACTATING WOMEN (ENICAPLW)

September- 2019

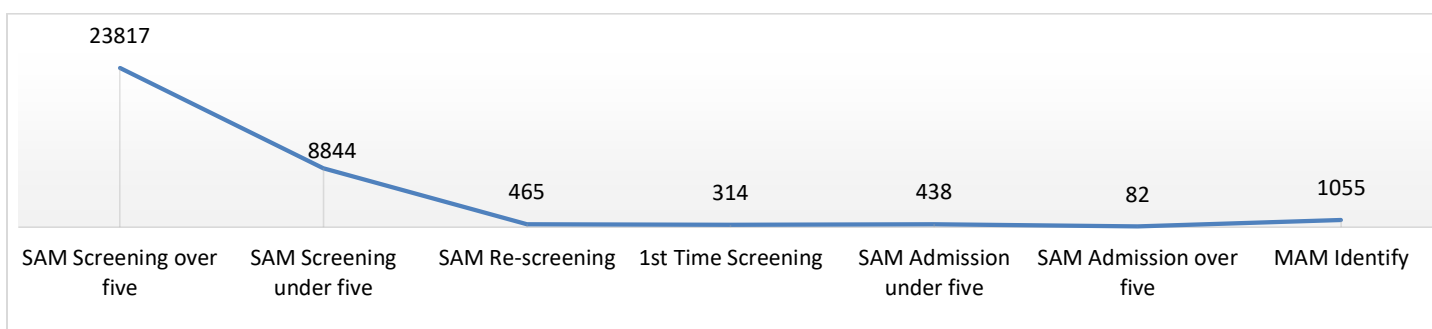
- ✚ A total of 23817 children under five and 8844 over five children were screened for malnutrition
- ✚ 431 children were identified with SAM, and consequently 272 children were referred to OTP.
- ✚ 1055 children were identified with MAM and subsequently 494 children were referred to TSFP.
- ✚ A total of 258 new Pregnant and Lactating Women and 641 adolescent girls received 50876 Iron Folic Acid tablets
- ✚ 1035 boxes of MNP were provided to 144 beneficiaries and 83 beneficiaries received Albendazol.

Camp wise monthly achievement



	Camp 22*	Camp 22#	Camp 3	Camp 4	Camp 8W	Camp 6	Camp 18	Camp 2E
IYCF-E Counseling (PLW)	20	7	8	35	11	20	23	50
IYCF-E Messaging (PLW)	51	70	44	105	124	349	81	76
Sensitization meeting (SM)	0	0	1	2	1	1	0	0
Participants (SM)	0	0	28	47	40	19	0	0
IFA supplementation (PLW)	40	18	30	29	50	61	30	0
Nutrition counseling (Adolescents)	75	60	90	90	90	56	90	90
IFA supplementation (Adolescents)	75	60	90	90	90	56	90	90

*OTP 1 at Camp 22
#OTP 2 at Camp 22



Name		Target	BFSC 1 C 22	BFSC 2 C 22	BFSC C 3	BFSC C 6	BFSC C 8W	BFSC C 2E	Total
Adolescent Mother Session	Quantity	6	1	1	0	0	1	1	4
	Participants	60	10	10	0	0	10	10	40
IYCF-E Counseling		220	16	11	25	2	6	10	70
Mother to Mother support group session	Quantity	6	2	2	0	0	2	2	8
	Participants	60	22	22	0	0	22	22	88

Trend analysis of programmatic activities

Indicators	January	February	March	April	May	June	July	August	September
Number of children under 5 screened monthly for malnutrition by MUAC measurement and edema check	31431	23341	17506	26874	28132	22376	26259	22236	23817
Number of children under 5 re-screened monthly for malnutrition by MUAC measurement and edema check	0	775	0	704	2581	659	3338	654	465
Number of children over 5 screened monthly for malnutrition by MUAC measurement and edema check	0	0	0	0	1413	5608	6937	6232	8844
Number of children under 5 with SAM newly admitted for treatment	394	293	298	484	532	571	513	414	438
Number of children over 5 with SAM newly admitted for treatment	0	0	0	0	91	178	94	73	82
Number of children over 5 with SAM Children Cured	0	0	0	0	0	48	41	98	100
Number of 6-23 month children reached with Micronutrient Powder (MNP) supplementation	275	170	241	129	155	114	107	81	144
Number of children aged 0-59 months identified with SAM with complication referred from OTP to SC	4	8	1	11	4	2	0	4	5
Number of new Pregnant and Lactating Women (PLW) reached with counseling on	591	373	329	477	429	439	517	354	244

(IYCF-E) practices									
Number of Pregnant Lactating Women (PLW) reached with IYCF-E messages in OTP	321	365	425	767	1171	913	737	693	900
Number of community support group (mother to mother support group) formed. (10 members)	0	4	1	2	0	0	0	0	0
Number of Mother to Mother support group session	0	4	6	4	6	8	8	8	8
Number of mother received message on IYCF through awareness session with mother to mother support group	0	44	66	44	66	88	88	88	88
Number of adolescent mother counseled on child and maternal nutrition	160	80	60	80	60	40	40	40	40
Number of adolescent mother Session	16	8	6	8	6	4	4	4	4
Number of community sensitization meeting organized with community leader (Majhi, Imam).	6	1	0	4	4	4	3	0	5
Number of participants reached through sensitization meetings	215	31	0	125	148	116	102	0	134
Number of Pregnant and Lactating Women (PLW) reached with IFA supplementation.	628	53	84	267	168	197	141	49	258
Number of adolescents girls received nutrition counseling	531	255	5	755	360	615	401	56	641
Number of adolescent girls aged 10-19 years who received IFA supplementation.	509	255	5	755	360	615	401	56	641

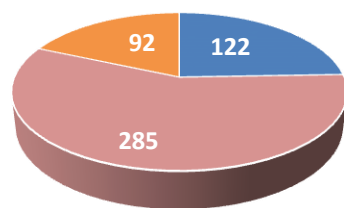
Performance Indicator

Recovered U-5	>75%	72%
Recovered O-5	-	77.5%
Death	<5%	0%
Defaulter	<15%	1%
Relapse	<2%	3%
Non Recovered / criteria not reached (CNR)	<10%	28%

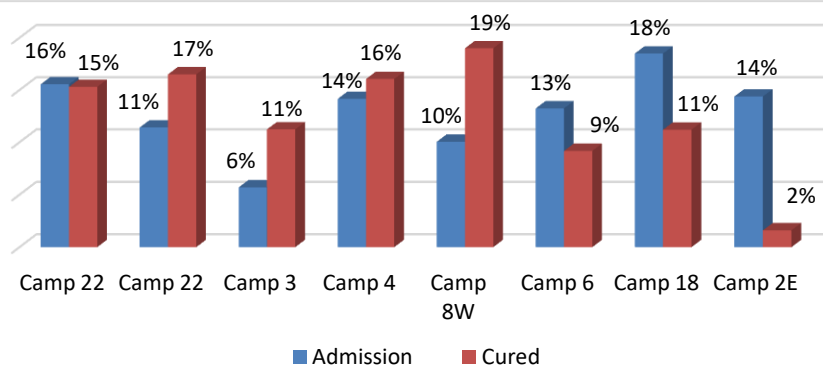
Discharge U-5	605
Discharge O-5	129
Sum of LoS (Days)	27895
Average LoS (Days)	63.8
Sum of weight gains	1373.14
Average weight gain (g/kg/day)	3.1

At the age of 15 months child Nur Hasan was enrolled as SAM beneficiary at camp 2E in 1st July 2019. The baby was healthy at the time of admission. Noor was provided nutrition supplement through OTP as the regular basis. Nur's mother Rashida came to the OTP center on 19th August for the last time to take the nutrition supplement and at that time Nur had no physical complications. After that date, Nur was admitted in MSF with a severe illness. At the hospital, the child's family was informed that Nur was affected by the pneumonia. Inflammation of the liver begun when the pneumonia became a complex form and Nur Hassan died on 5th September.

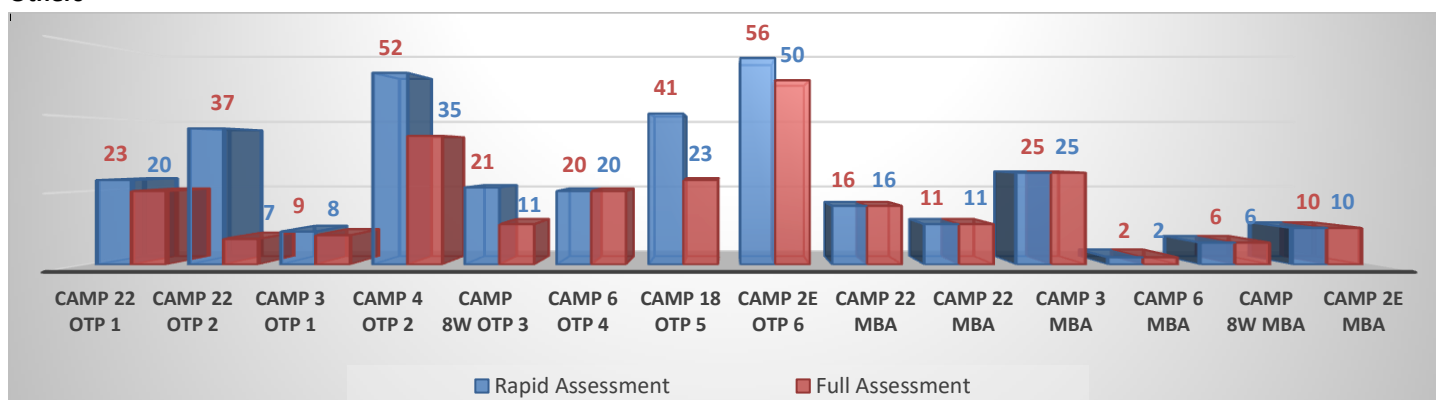
Admission Status (under five)



■ MUAC ■ Z-Score ■ MUAC+ Z-score



Others



Follow up Visit Camp-- >	C 22	C 22	C 3	C 4	C 8W	C 6	C 18	C 6
Absent	0	1	25	5	2	81	0	6
Static weight	1	19	10	1	6	74	7	30
Weight lose	4	14	38	10	27	33	15	4
Defaulter	0	0	0	0	0	4	0	2

Monthly Coordination Meeting & visit		
Date	Venue	Purpose
11.09.2019	Camp 3	UNICEF visit for activities & performance analysis in camp level.
12.09.2019	Camp 8W	Arranging meeting by ensuring participates of community leaders for community Mobilization.
19.09.2019	Camp 18	CIC visit
23.09.2019	Camp 18	Arranging Stakeholder meeting for programme activities & performance analysis.
24.09.2019	Camp 3	Arranging meeting by ensuring participates of community leaders for community Mobilization.

Prepared by
Sumaiya Hossain
Documentation Officer
SARPV, ENI for CAPLAW Project
Email- sumaiya.sarpv@gmail.com
Mobile- 01673810140

Emergency Nutrition Intervention for Children under Five, Adolescents, Pregnant & Lactating Women (ENICAPLW)
Social Assistance & Rehabilitation for the Physically Vulnerable (SARPV)
Project Office – SARPV Disability Complex, Jadimora, Ukhiya, Cox's Bazar.